

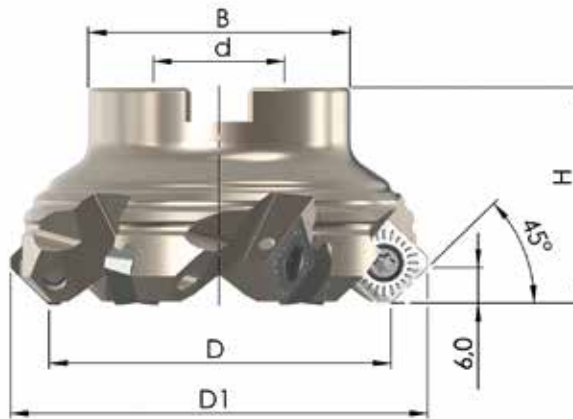
## A01 Planfräser *Face mills, Fraises à surfacer, Frese a spianare*



### Kassetten *Cassettes, Cassettes, Porta inserti*

	<b>K45-117-G</b>	<b>NI-beschichtete, hoch verschleißfeste Ausführung</b> <i>Hard wearing NI-Coating</i> <i>Série à revêtement anti-usure NI</i> <i>Modello con rivestimento NI resistente all'usura</i>
--	------------------	---

### Aufsteckfräser *Shell type mills, Fraises à alésage, Frese per attacco a manicotto*



Bestell-Nr. <i>Order-No., Référence, Codice</i>	D	D <sub>1</sub>	H	d	B	Z	MS
45PP-050-114-4	50	63,3	40	22	46	4	MS-10x25-6912
45PP-063-114-5	63	76,2	40	22	46	5	MS-10x25-6912
45PP-080-114-5	80	93,1	50	27	58	5	MS-12x30-912
45PP-100-114-6	100	113,0	50	32	78	6	MS-16x30-6912
45PP-125-114-7	125	138,2	50	40	90	7	MS-20x40-7991
45PP-160-114-7	160	173,2	50	40	90	7	MS-20x40-7991

### Enge Teilung *close pitch, à pas réduit, a passo stretto:*


















Bestell-Nr. <i>Order-No., Référence, Codice</i>	D	D <sub>1</sub>	H	d	B	Z	MS
45PP-050-113-5	50	63,3	40	22	46	5	MS-10x25-6912
45PP-063-113-6	63	76,5	40	22	46	6	MS-10x25-6912
45PP-080-113-7	80	93,5	50	27	58	7	MS-12x30-912
45PP-100-113-8	100	113,5	50	32	78	8	MS-16x30-6912
45PP-125-113-9	125	138,5	50	40	90	9	MS-20x40-7991
45PP-160-113-11	160	173,5	50	40	90	11	MS-20x40-7991

MS= Mittenschraube *Central screw, Vis centrale, Vite centrale di fissaggio*






















## A01 Fräswendeplatten und Schnittdaten

Milling inserts and parameters, Plaquettes de fraiseage et paramètres, Inserti e parametri di taglio

			HC45 (code 41)	HT45 (code 31)	HT50 (code 22)	Ti20 (code 1)	HC30 (code 52)	HT35 (code 19)	HT32 (code 33)	KT28 (code 23)
	<b>JMA01-111-</b> 12,7x12,7x4,76	Order- No.	<b>A01A-CF41</b>	<b>A01A-EH31</b>	<b>A01A-FJ22</b>		<b>A01A-BE52</b>		<b>A01A-DG33</b>	
	<b>H M</b> 	$f_z$ [mm]	0,30 (0,20-0,50)	0,30 (0,20-0,50)	0,30 (0,20-0,50)		0,20 (0,20-0,50)		0,20 (0,20-0,50)	
	<b>JMA01-113-</b> 12,7x12,7x4,76	Order- No.		<b>A01A-KO31</b>	<b>A01A-TU22</b>				<b>A01A-JN33</b>	
	<b>H M</b> 	$f_z$ [mm]		0,30 (0,20-0,50)	0,30 (0,20-0,50)				0,20 (0,20-0,50)	
	<b>JMA01-112-</b> 12,7x12,7x4,76	Order- No.	<b>A01A-GL41</b>		<b>A01A-HM22</b>					
	<b>H</b> 	$f_z$ [mm]	0,30 (0,20-0,50)		0,30 (0,20-0,50)					
	<b>JMA01-114-</b> 12,7x12,7x4,76	Order- No.			<b>A01A-LP22</b>	<b>A01A-MN01</b>				
	<b>H</b> 	$f_z$ [mm]			0,30 (0,20-0,50)	0,30 (0,20-0,50)				
	<b>JMA01-115-</b> 12,7x12,7x4,76	Order- No.			<b>A01A-NO22</b>	<b>A01A-OS01</b>				
	<b>U</b> 	$f_z$ [mm]			0,30 (0,20-0,50)	0,30 (0,20-0,50)				
	<b>JMA01-116-</b> 12,7x12,7x4,76	Order- No.			<b>A01A-PT22</b>	<b>A01A-SW01</b>				<b>A01A-RU23</b>
	<b>H</b> 	$f_z$ [mm]			0,30 (0,20-0,50)	0,30 (0,20-0,50)				0,30 (0,20-0,50)
	<b>JMA01-117-</b> 12,7x12,7x4,76	Order- No.			<b>A01B-BG22</b>					<b>A01B-CH23</b>
	<b>H</b> 	$f_z$ [mm]			0,30 (0,20-0,50)					0,30 (0,20-0,50)
	<b>JMA01-215-</b> 12,7x12,7x4,76	Order- No.			<b>A01B-GK22</b>	<b>A01B-HL01</b>		<b>A01B-EK19</b>		
	<b>S</b> 	$f_z$ [mm]			0,30 (0,20-0,50)	0,30 (0,20-0,50)		0,20 (0,15-0,45)		
			20	20	20	20	20	20	20	20

## A01 Fräswendepplatten und Schnittdaten

Milling inserts and parameters, Plaquettes de fraisage et paramètres, Inserti e parametri di taglio

			CT10 (code 27)	HS20 (code 7)					
									
	<b>JMA01-111-</b> 12,7x12,7x4,76	Order- No.							
	<b>H M</b> 	$f_z$ [mm]							
	<b>JMA01-113-</b> 12,7x12,7x4,76	Order- No.							
	<b>H M</b> 	$f_z$ [mm]							
	<b>JMA01-112-</b> 12,7x12,7x4,76	Order- No.							
	<b>H</b> 	$f_z$ [mm]							
	<b>JMA01-114-</b> 12,7x12,7x4,76	Order- No.							
	<b>H</b> 	$f_z$ [mm]							
	<b>JMA01-115-</b> 12,7x12,7x4,76	Order- No.							
	<b>U</b> 	$f_z$ [mm]							
	<b>JMA01-116-</b> 12,7x12,7x4,76	Order- No.							
	<b>H</b> 	$f_z$ [mm]							
	<b>JMA01-117-</b> 12,7x12,7x4,76	Order- No.	<b>A01B-AF27</b>						
	<b>U</b> 	$f_z$ [mm]	0,20 (0,10-0,30)						
	<b>JMA01-215-</b> 12,7x12,7x4,76	Order- No.		<b>A01B-DF07</b>					
	<b>U</b> 	$f_z$ [mm]		0,30 (0,20-0,50)					
			20	20					

## A01 Fräswendepplatten und Schnittdaten

Milling inserts and parameters, Plaquettes de fraisage et paramètres, Inserti e parametri di taglio

V <sub>c</sub> [m/min]	Stahl Steel Acier Acciaio	Rostfrei Stainless Acier inoxydable Inossidabile	Guss Cast iron Fonte Ghisa	NE-Metalle Non-ferrous metals Non ferreux Metalli non ferritici	Hochwarmfest Highly heat-resistant Superalliages Resistente al calore	Gehärtet Tempered Aciers traités Temprato
<b>HC45</b>	250 (200 - 350)	240 (140 - 300)	240 (130 - 280)			
<b>HT45</b>	250 (200 - 350)	240 (140 - 300)	240 (130 - 280)			
<b>HT50</b>	220 (160 - 300)	200 (100 - 300)	260 (200 - 300)			
<b>Ti20</b>	250 (220 - 280)	220 (180 - 300)	260 (180 - 350)			
<b>CT10</b>	450 (300 - 600)	300 (200 - 400)	500 (400 - 600)			
<b>HC30</b>	160 (120 - 220)	200 (100 - 300)			60 (40 - 200)	
<b>HT35</b>	160 (120 - 220)	200 (100 - 300)			60 (40 - 200)	
<b>HT32</b>	250 (200 - 350)	240 (140 - 300)			60 (40 - 200)	
<b>KT28</b>			260 (180 - 350)			80 (40 - 120)
<b>HS20</b>				400 (300 - 600)		

### Ersatzteile Spare parts, Pièces de rechange, Parti di ricambio

	<b>SS 5,0-1</b> (M = 4,8-5,0 Nm)		<b>T 20</b>		<b>Fett</b> Grease, Graisse, Grasso
---	-------------------------------------	---	-------------	---	--